

A white Moody DS45 sailboat is shown from a high-angle perspective, sailing on dark blue water. The boat's large white sails are fully deployed, and it is moving towards the left, leaving a white wake. A person wearing a light-colored shirt and a hat is visible at the helm on the right side of the boat. The boat has a white hull and a white cabin. The background is a vast expanse of dark blue water.

DS45

 Moody®






easy handling &  
perfect control



living on one level  
& luxurious comfort



safety &  
seaworthiness



handcrafted quality  
& high-tech







The Moody Deck Saloon 'one level living' concept takes a unique approach to modern yacht design. Simply open the sliding doors and enjoy a panoramic view to the living area and spacious cockpit, all on the same level. The large cockpit contains a smart table as standard while the open deck aft is ideal for spending time with family and friends. Welcome aboard.




living on one level  
& luxurious comfort



living on one level  
& luxurious comfort







Deck saloon galley



Owner's cabin in the bow section



Galley down

living on one level  
& luxurious comfort




Owner's head



Shower section



The Moody DS45 is designed to make sailing a pleasure. The self-tacking jib ensures easy and safe handling for a small crew, supported by powerful winches. The yacht can be simply manoeuvred from the helm station, with all sails easily adjustable from the helmsman's position.



easy handling  
& perfect control





Self-tacking jib



Furling mainsail



Helm'sman's position



Throttle at helm position



Bow and stern thruster joystick



Navigation area in deck saloon (galley-down layout)



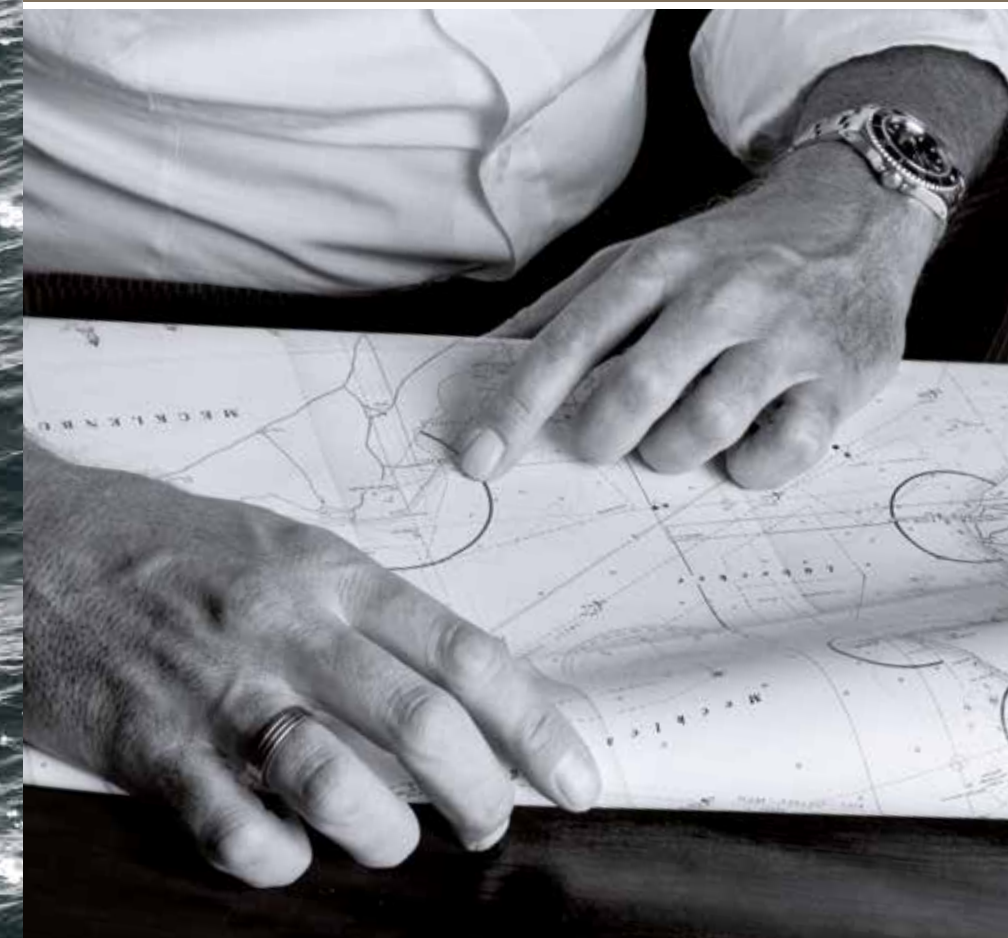
Navigation area with large chart table (galley-up layout)

easy handling  
& perfect control





Everyone onboard this yacht will feel totally safe thanks to the solid continuous bulwark and guardrail, which offers all-round security. Protected by a sliding bimini, the large cockpit serves the ideal social area in all weather conditions. When the swimming platform is open, access to the sea is just two steps away.



safety &  
seaworthiness





Spacious stern locker



Large cockpit lockers



Solid guardrail



Fold-out anchor system



Strong security glass



safety &  
seaworthiness



Handrails in saloon



Walk-around deck with solid bulwark

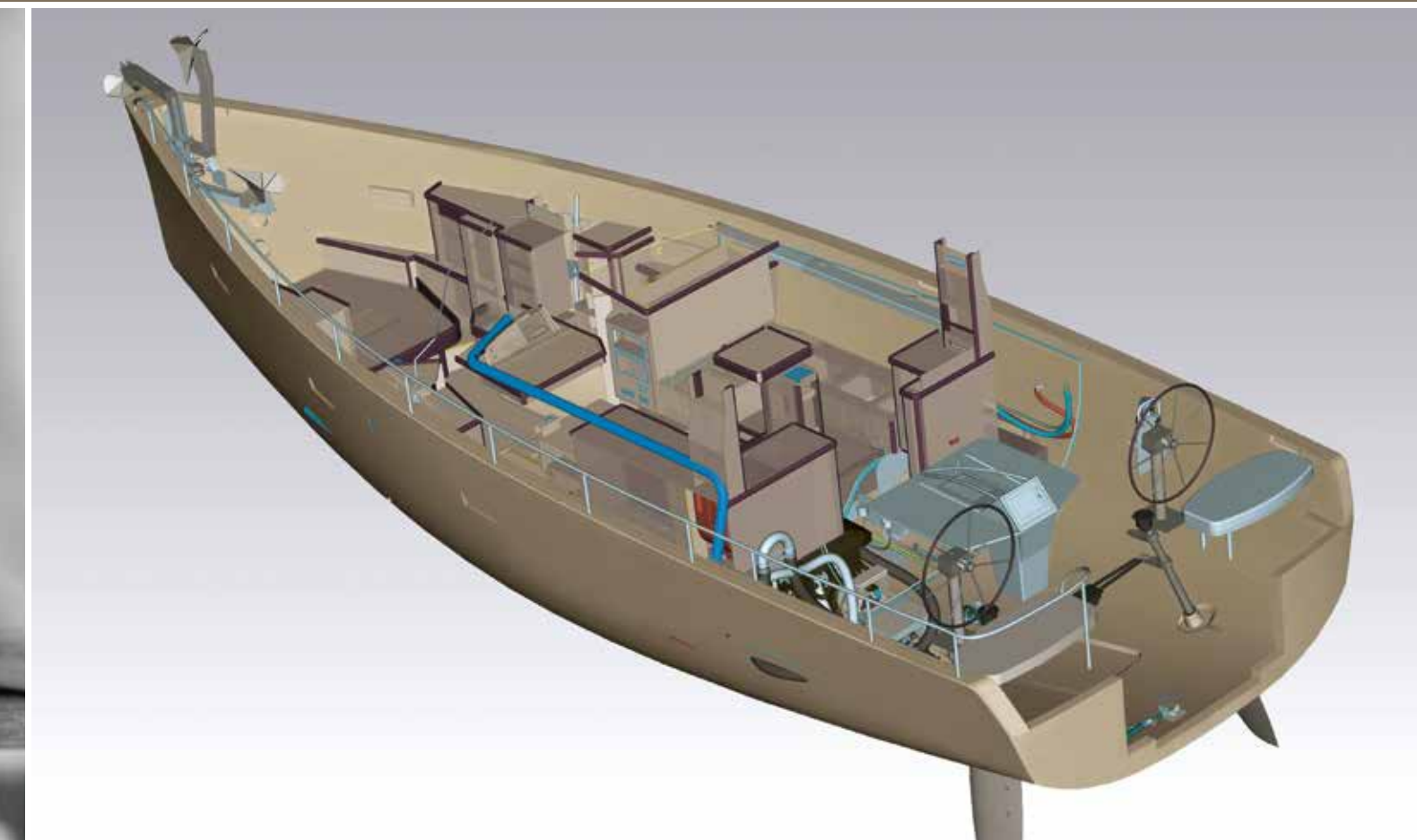
600l  
diesel

800l  
water

The Moody DS45 is a true ocean cruising yacht offering you safe and comfortable blue water sailing. Her design incorporates a high degree of seaworthiness and independence. Highlights include exceptional refrigeration, water and diesel capacities, coach roof windows made of strong security glass, a solid watertight bulkhead in the bow and much more besides.



Attention is paid to every detail, including the spacious storage compartments, pop-up TV, and the ergonomic fiddles and handrails. Even with a party underway outside there is still an opportunity to enjoy peace and quiet in the deck saloon. This area is also home to the navigator's seat and chart table, with ample space for extensive passage planning.



handcrafted quality  
& high-tech



handcrafted quality  
& high-tech



Navigation station in saloon allows steering from inside




Engine information



Cabin lighting



Stylish accessories



Classically arranged teak



Table with bar drawer



Practical vanity table for extra comfort in owner's cabin

traditional values  
& modern design  
harmoniously combined

Experience a fine and perfectly handcrafted interior with solid woods of your choice plus a classic teak deck where handcrafted solidity meets modern design. Maritime requirements such as the solid and spacious nav station and a table with wooden rails are in perfect harmony with the carefully designed lighting gear in the saloon.



## hull & waterline

### hull — gelcoat colours

standard — Off White

### waterline — gelcoat colours

standard — Moody Grey

option — Off White

option — Carribean Grey

option — Azure Grey

option — Lago Grey

option — Classic Dark Blue

### option hull & waterline — painted

The hull and waterline can be painted in almost every colour according to the Alexseal Yacht Coating Selection. Please ask your dealer.

Cloud White

Whisper Grey

Dark Grey

Flag Blue

Sunfast Red


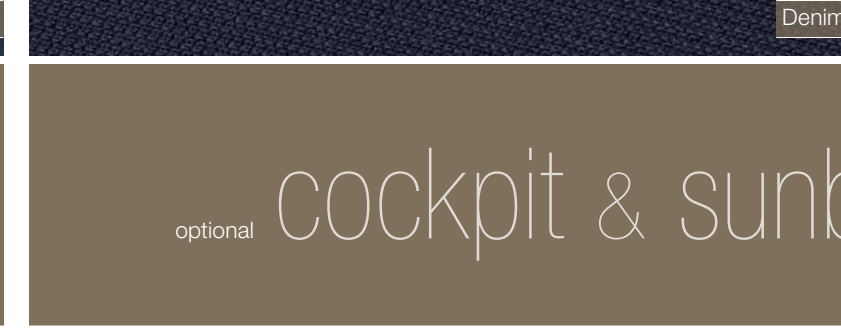
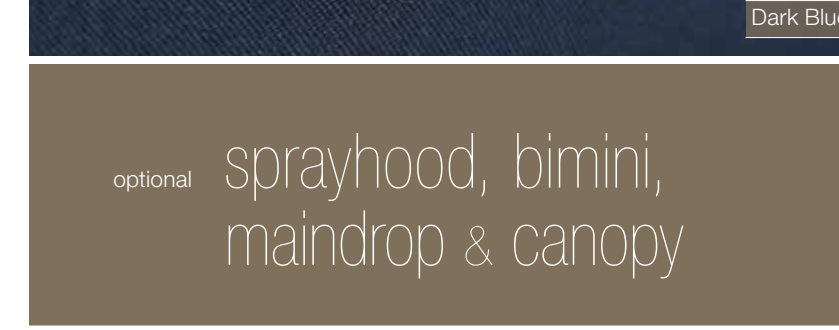

Teal

Moon Dust

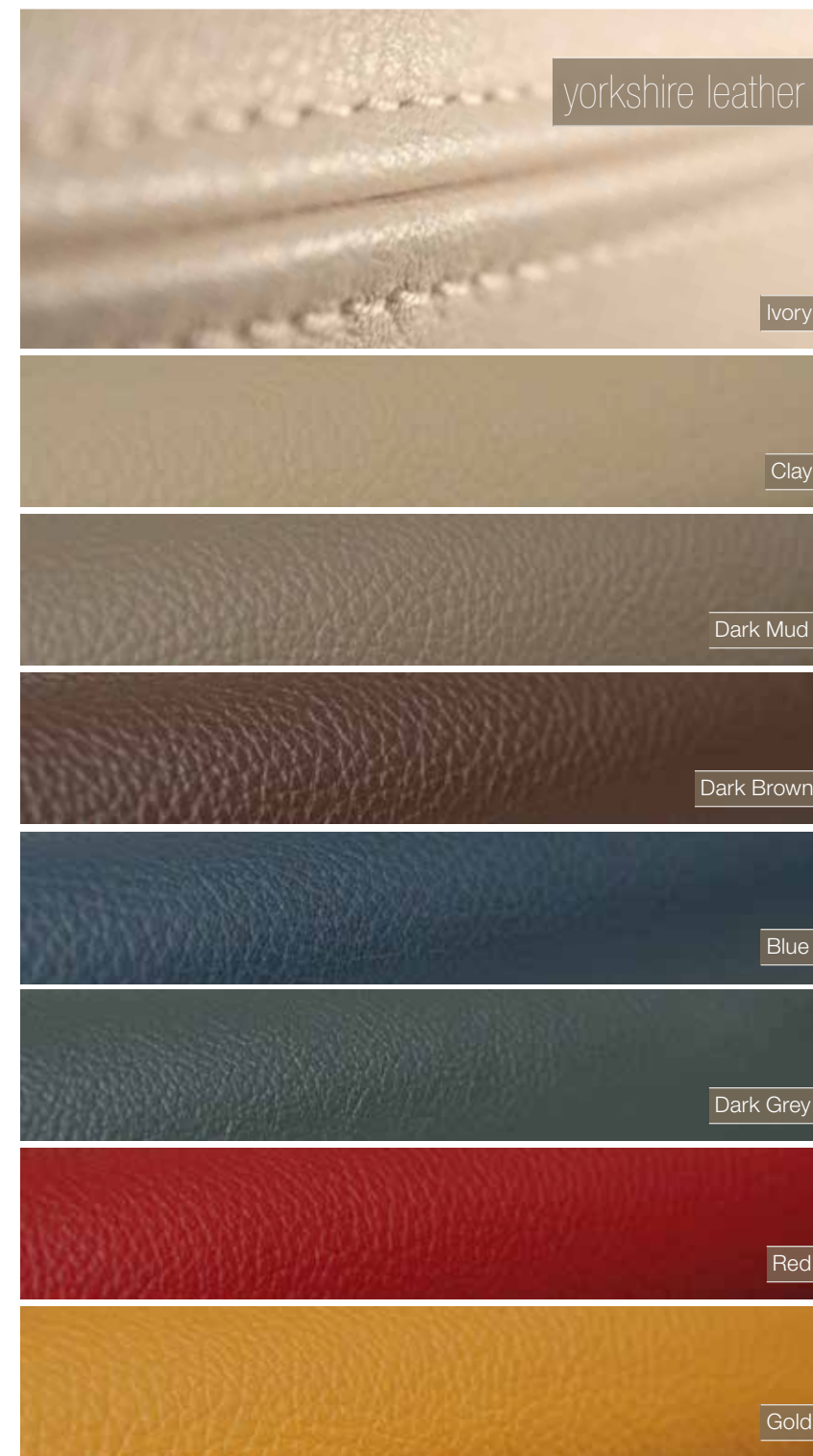



colours & materials  
make it yours









optional worktops galley

optional floor carpets

optional curtains

optional saloon, sofa & navigators seat upholstery






Taffeta: 1,7 oz  
Double Layer Film  
Grid Fabric: 6 ends 3000 P/5 picks 500 P  
Double Layer Film  
Taffeta: 2,0 oz




DESIGNED BY JESPER BANK

ELVSTRØM FCL 5 layer performance trioptimal sails

- increased stability for high performance
- high durability for ambitious cruising
- exclusive design by Jesper Bank for Moody





Grey Taffeta: 1,7 oz  
Double Layer Film  
Fase: Aramid/Technora  
Double Layer Film  
Grey Taffeta: 2,0 oz



ELVSTRØM high-end HPM membrane sails

- high form stability due to optimal membrane
- minimal stretch due to high-strength Technora fibres
- high-mechanical strength using Taffeta
- extremely low weight per m<sup>2</sup>




ELVSTRØM high-end-performance sails





Open-air shower

Dishwasher

Washing machine and dryer

Galley down

Microwave

Office cabin

Electrical toilet

Elegant folding blinds

Maindrop and lazy bag system

Deck wash pump

Bow and stern thruster

Second drink fridge

options & more  
it's your choice





FUSION MS-AV 750 Multimedia radio, CD/DVD Player, VHF, AUX, USB incl. colour display



2 High-end 2-way speakers in saloon



2 High-end 2-way speakers in cockpit



FUSION MS-UNIDOCK docking station for iPod/iPhone, USB, Android



FUSION MS-NRX200 remote control in cockpit



WLAN access point



2 Raymarine i70 multifunction displays, one near each helm position, incl. windtransducer



Raymarine 260 VHF incl. 2nd wireless handset



Raymarine eS97 chart plotter at cockpit table, incl. plotter housing



Antenna splitter for VHF, FM, and AIS



NMEA engine information interface for chart plotter



Autopilot, Raymarine evolution



2 Raymarine i70 multifunction displays, one near each helm position, incl. windtransducer



Raymarine 260 VHF incl. 2nd wireless handset



Raymarine GS125 high end glass bridge GPS chart plotter at helm position, upgrade



Raymarine Autopilot display at chart table



Autopilot, Raymarine evolution



Antenna splitter for VHF, FM, and AIS



NMEA engine information interface for chart plotter

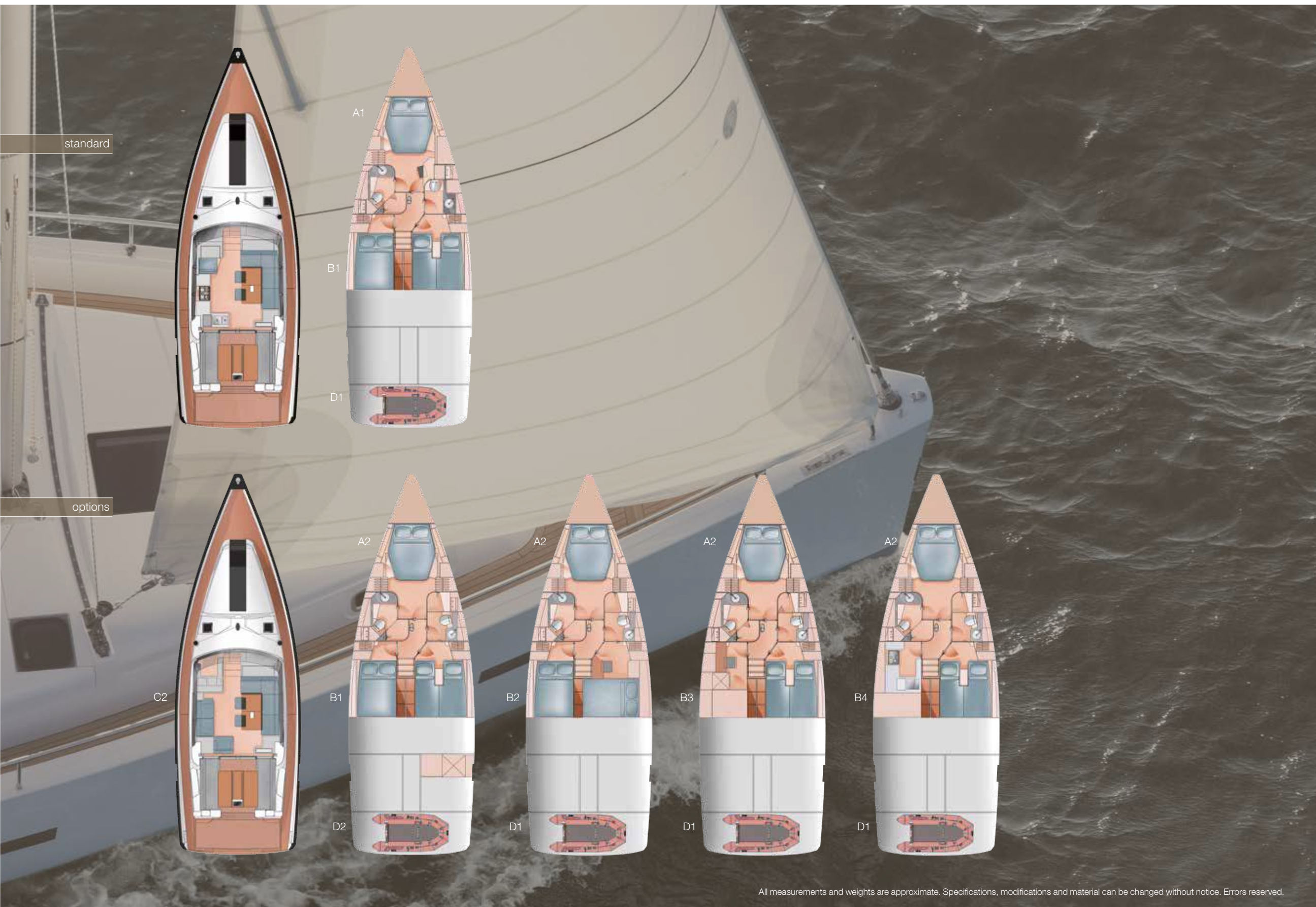
entertainment package basic

Raymarine basic

navigation packages

Raymarine plus upgrade





All measurements and weights are approximate. Specifications, modifications and material can be changed without notice. Errors reserved.



# cabin concept & specifications

LOA	13.72 m   45'00"
LWL	12.93 m   42'42"
Beam	4.57 m   14'12"
Draft	1.99 m   6'34"
Draft optional	1.65 m   5'15"
Displacement	approx. 14.0 t   approx. 30,864 lb
Ballast	approx. 4.3 t   approx. 9,479 lb
Engine	Volvo D3-110 78 kW   107 HP
Fresh water	approx. 800 l   175 US gal
Fuel tank	approx. 600 l   131 US gal
CE Certificate	A (ocean)
Mast length above WL	21.80 m   71'6"
Main	approx. 62.00 m²   667 sq ft
Jib	approx. 36.00 m²   387 sq ft
Total sail area	approx. 98.00 m²   1,054 sq ft
Rig	WL 24.05 m   78'11" I 19.60 m   64'4" J 5.10 m   16'9" P 18.34 m   60'2" E 6.00 m   19'8"
Design	Dixon Yacht Design   Watervision
Interior	Design Unlimited







Moody  
Ladebower Chaussee 11  
D-17493 Greifswald  
[www.moodyboats.com](http://www.moodyboats.com)

Apple Crumble

 **Moody®**